



An indispensable t-shirt in our classic silhouette-- with a very friendly price.

- 5.4-ounce, 100% cotton
- 90/10 cotton/poly (Athletic Heather)
- 50/50 cotton/poly (Dark Heather Grey, Heather Navy, Neon Pink)
- Side seamed with a contoured body for a feminine fit
- Open hem cuffs

CARE INSTRUCTIONS

Machine wash cold, inside out with like colors, only non-chlorine bleach when needed. Tumble dry medium. Medium/hot iron, do not iron decoration.



front



back

HOW TO MEASURE









BUST
With arms down at sides, measure around the upper body, under arms and around the fullest part of the bust.

SIZE CHART

	XS	S	M	L	XL	XXL	3XL	4XL
Bust	32-34	35-36	37-38	39-41	42-44	45-47	48-51	52-55
Size	2	4/6	8/10	12/14	16/18	20/22	24/26	28/30

COLOR INFORMATION

										
Aquatic Blue PMS 7702 C	Athletic Heather PMS COOL GREY 7 C	Athletic Maroon PMS 504 C	Candy Pink PMS 189 C	Charcoal PMS 2334 C	Dark Heather Grey PMS 7540 C	Heather Navy PMS 2379 C	Jet Black PMS BLACK 6 C	Kelly PMS 7725 C	Light Blue PMS 278 C	Lime PMS 367 C
										
Navy PMS 2380 C	Neon Pink PMS 926 C	Purple PMS 7672 C	Red PMS 200 C	Royal PMS 2133 C	Sangria PMS 205 C	White PMS WHITE	Yellow PMS 113 C			